

## Specification and scope of supply of P70.20

Description	Specification/scope of supply
Max component length	1000mm
Max component width	667mm
Max component thickness	350mm
Max component weight	50kg – UDL (Uniformly Distributed Load)
Measuring accuracy, length & width**	+/- 20 / 40µm*
Measuring accuracy, height**(optional)	+/- 150 µm
Measuring speed**	<0.25sec
Camera	Industrialised ultra high resolution mounted in a protective enclosure
Computer processor	Intel Quad Core
Processor speed	>2GHz
Hard disk	>80Gb
Screen	20 inch flat screen or better
Peripheral equipment	Keyboard and optical mouse
Operating software	Windows 10- 64 Bit
Proprietary InspecVision software	Inspection, SPC, Reporting, Reverse engineering
Data cable	USB 2 or USB3
Computer cabinet (Optional)	Industrial dust-proof enclosure
Light table construction	Welded Steel Enclosure
Light table measuring surface	Laminate glass, toughened with integral diffusion layer
Light source	High efficiency LEDs
Mast construction	Extruded aluminium
Power supply	230 Volt, 50Hz or 110 Volt, 60Hz on request, single phase,(Grounded mains plug to distribution hub supplied)
Power consumption	4 Amp maximum at 230 Volt, 7 Amp max at 110 Volt
Control panel	Control switches for power, camera and lights
EC directives	Compliant with Machinery, Low voltage and EMC Directives
Colour	Natural aluminium and RAL 5013 (cobalt blue)
Ambient operating conditions	10-30 degree C
Approx Footprint/installed width/ depth/ height/ weight of installed Light table and Mast	1196mm (W) x 995mm (D) x 2649mm (H) 200kgs
Approx Footprint/installed width/ depth/ height/weight of installed Computer Cabinet (inc keyboard tray) <i>Optional</i>	587mm (W) x 900mm (D) x 1675 (H) <100kgs
Standard packing	Wooden crate
Warranty	One year limited warranty on hardware and software
Optional extended warranty	Two or three year extended warranty (requires software upgrade option)
Software support option	Annual support contract provides free software upgrades

\*The first accuracy value specifies the accuracy achieved over most of the table,  
the second accuracy value specifies the accuracy achieved at table edges

\*\*Accuracy results are verified on standard production machines using tests based on ISO 10360

Actual measuring accuracies achieved will depend on operating environment, user input, quality and condition of materials  
Errors and omissions excepted

Due to our policy of continuous improvement specifications are subject to change without notice, please contact factory or your InspecVision dealer



**Manufacturer:**

**InspecVision Ltd**

10 Trench Road

Mallusk

Newtownabbey BT36 4TY

Co Antrim United Kingdom

**Telephone:** +44 (0) 28 90 844 012

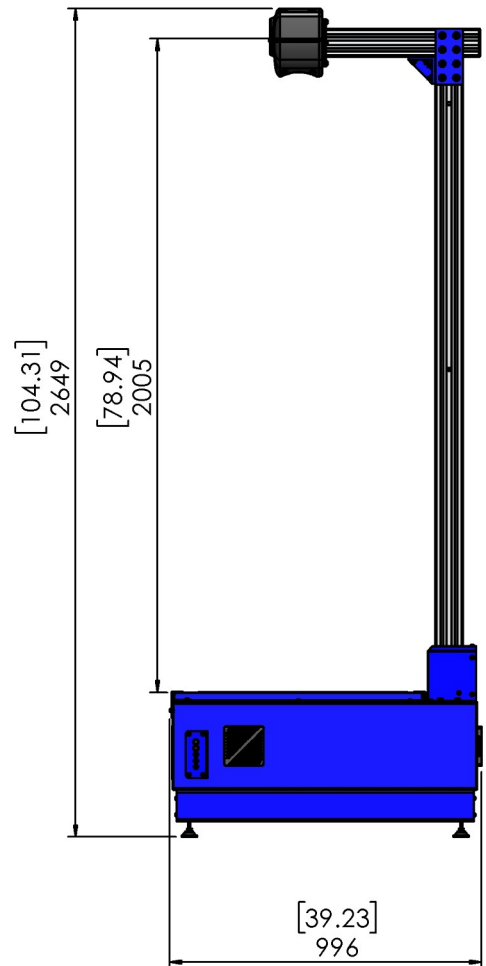
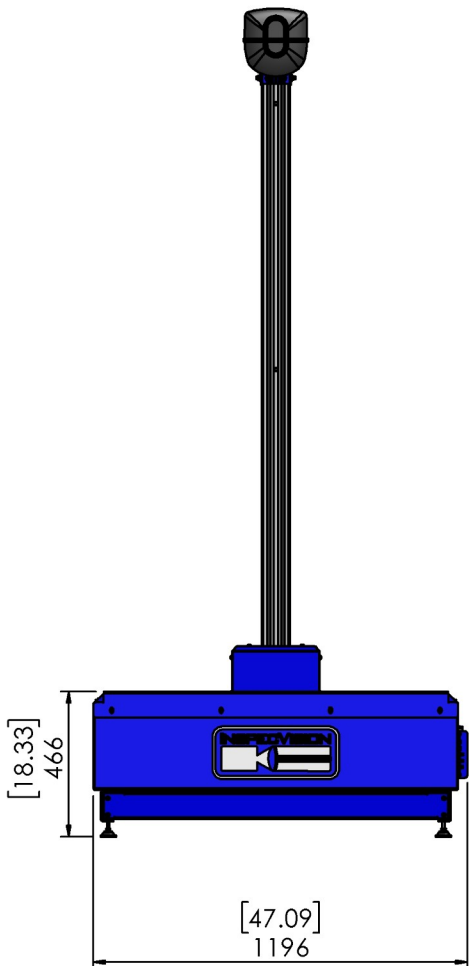
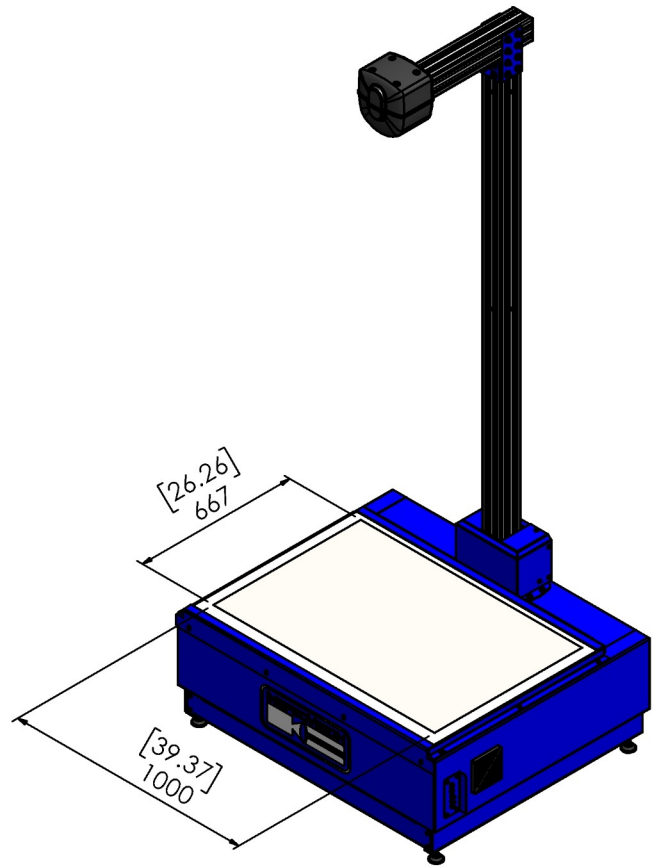
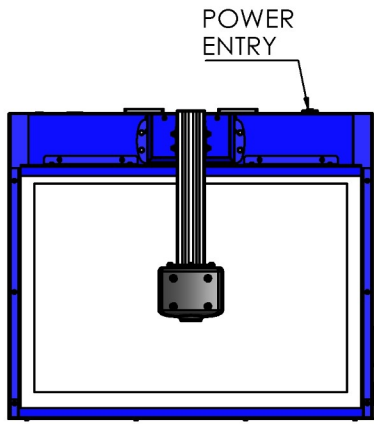
**Telefax:** +44 (0) 870 706 1614

**Email:** Info@InspecVision.com

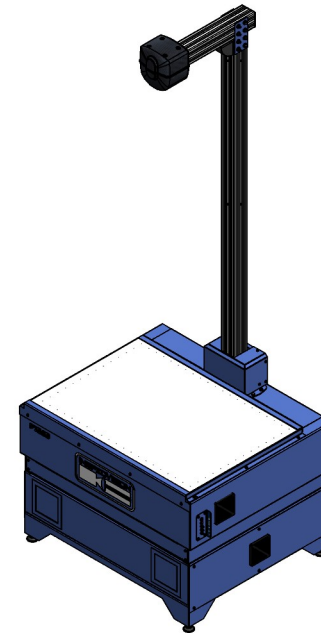
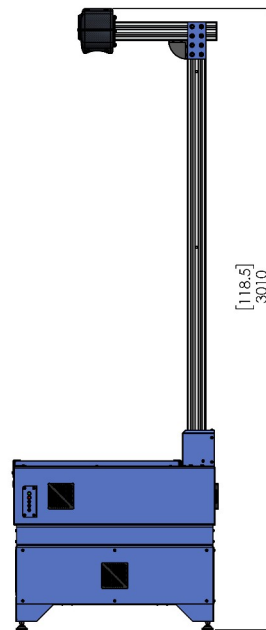
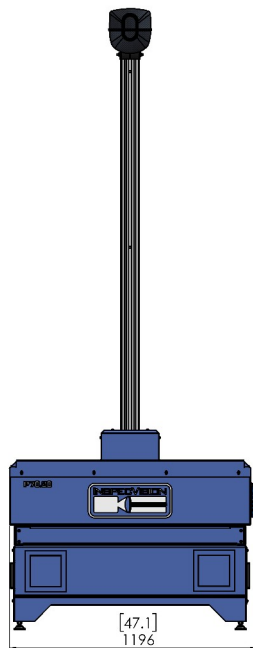
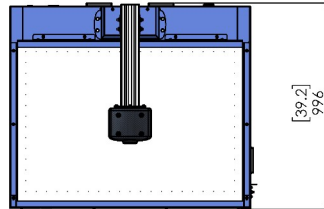
**Web Address:** www.InspecVision.com

Distributor Details:

# P70.20 Schematic

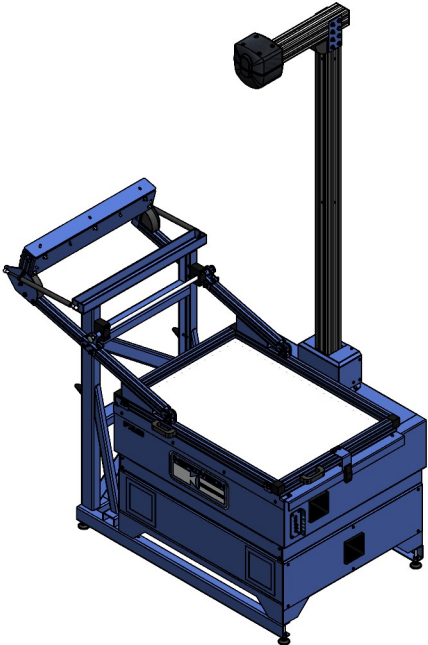
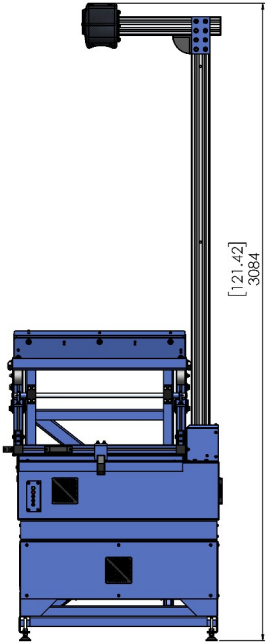
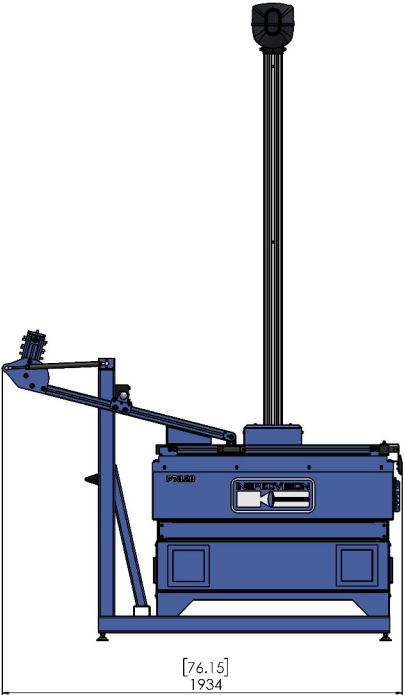
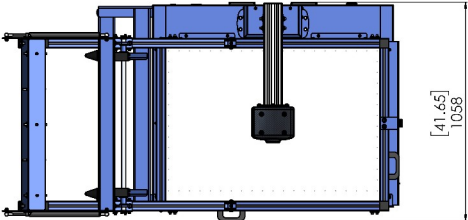


# P70.20 Schematic with Base Unit



DIMENSIONS IN BRACKETS ARE IN INCHES

# P70.20 Schematic with Glass Flattening



DIMENSIONS IN BRACKETS ARE IN INCHES